

NAPCRG Annual Meeting Call for Papers Submission FAQ

WHERE DO I SUBMIT MY PROPOSAL?

submit.napcrg.org to submit your presentation.

HELP! I CAN'T LOG IN!

Go to napcrg.org, click [Member Portal in the upper right corner](#) and then [Forgot Password](#) to reset your password. After you have completed a password reset, return to napcrg.org and login to create your submission. If you're still having trouble, email napcrgoffice@napcrg.org.

WHAT IS THIS SALESFORCE SCREEN, AND SHOULD I GRANT ACCESS?

Yes, the screen is safe. You will only be asked for this one time. It is required because our submission system runs through a different program, but it uses your member account (which is in Salesforce) to link your login.



WHAT FIELDS ARE REQUIRED FOR A SUBMISSION TO BE COMPLETE?

Questions with a **red asterisk *** must be answered for the submission to be considered complete. Incomplete submissions WILL NOT be reviewed and will not be considered for the conference.

HOW DO I KNOW WHEN MY SUBMISSION IS COMPLETE AND READY FOR REVIEW?

Once you have submitted your proposal, your submission details will appear on the screen. Please review this carefully. **Be sure to confirm the "Submission Completed" status.**

GOOD TO GO: When all required fields have been completed, your submission will be shown as: **Submission Completed: True**

53rd NAPCRG Annual Meeting
Submission ID: 7355 Title: Test Category: Oral Presentation On Completed Research Role(s): SUBMITTER
Actions: View Update Participants Withdraw Edit
Submission Completed: True

NOT GOOD TO GO: When a required field is missing, your submission will be shown as:
Submission Completed: False

53rd NAPCRG Annual Meeting	
Submission ID: 7355	
Title: Test	
Category: Oral Presentation On Completed Research	
Role(s): SUBMITTER	
Actions:	
View	Update Participants Withdraw Edit
Submission Completed: False	

Click the blue pencil next to “Edit Submission” to complete the missing fields.
You MUST complete the missing fields or else your submission will be considered incomplete and NOT reviewed for consideration.

HOW DO I ADD CO-PRESENTERS/AUTHORS?

Participants can be added to the presentation once your submission is completed. A link to share with other presenters/authors will be visible in the displayed blue box (see image).

Follow these instructions and provide the indicated information to other presenters/authors:

Invite Co-Author(s) to Submission

Copy the text in the blue box and email it to the co-author(s) that you want to include on this submission. This text contains all required information needed for the invitees to join the submission.

Please follow the link <https://submit.napcr.org/Presenter/AddParticipant?SubmissionId=7355> to add yourself to the 53 rd NAPCRG Annual Meeting submission "Test".

If you do not have an account you will need to create one by clicking "Create a New Account" on the login page. Once the account is created re-visit <https://submit.napcr.org/Presenter/AddParticipant?SubmissionId=7355>

Once logged in you will be directed to select your role of "Co-Author" or "Lead Presenter" and complete a disclosure if it is not up to date.

CAN I ADD OTHER PRESENTERS AFTER THE SUBMISSION DEADLINE? Yes. You can add lead and co-presenters after the submission deadline. The deadline to add co-authors and presenters is **August 29, 2025 at 11:59 pm CST.**

Annual Meeting Submissions, screen by screen

These are some the screens you'll encounter on all submission forms as you go through the submission process:

PAGE 1

Select Submission Category

Conference: 53 rd NAPCRG Annual Meeting

Learn more about the submission categories here: <https://www.napcrg.org/conferences/annual/call-for-papers/>

There is a \$25 fee to submit

Select the Submission Category

- Select -

SAVE AND CONTINUE

CANCEL

CATEGORY OPTIONS

Select Submission Category

Conference: 53 rd NAPCRG Annual Meeting

Learn more about the submission categories here: <https://www.napcrg.org/conferences/annual/call-for-papers/>

There is a \$25 fee to submit

Select the Submission Category

✓ - Select -

Forum

Oral Presentation On Completed Research

Preconference Workshop

Workshop

Poster On Completed Research

Poster On Research In Progress



**YOU ARE ABLE TO SUBMIT
YOUR PROPOSAL EVEN IF
YOUR RESEARCH IS NOT
YET COMPLETED.**

PAGE 2

Submission Role Definitions

Submitter-Only: Not a participant in the presentation. Used for submitting on behalf of someone. Submitter Only is NOT listed in conference materials.

Submitter and Lead Presenter: The lead in giving the presentation.

Submitter and Co-Author: A contributor to the submission.

Select Your Role on Submission

Title (125 characters including spaces - DO NOT use all capitals)

Chars Remaining 125

The abstract should be no longer than 2,500 characters in a single paragraph with the following subheadings: Context, Objective, Study Design and Analysis, Setting or Dataset, Population Studied, Intervention/Instrument, Outcome Measures, Results, Conclusions. See <https://www.napcrg.org/conferences/annual/call-for-papers> for more information. Include ONLY the abstract. Do not include title or author(s).

Abstract (2,500) characters including spaces

Chars Remaining 2500

SAVE AND CONTINUE

CANCEL

***PLEASE KNOW ALL SUBMISSION FORMS WILL ASK FOR A TITLE AND AN ABSTRACT BEFORE YOU ANSWER THE REST OF THE QUESTIONS.**

PAGE 3

Submission Created

Next Step: Create submission proposal. The submission proposal consists of category specific questions.

[CONTINUE SUBMISSION PROPOSAL](#)

Submission Details

Conference: 53 rd NAPCRG Annual Meeting

Category: Oral Presentation On Completed Research

Submission Id: 7355

Title: Test

Submission Abstract

Test Submission

PAGE 4

Conference: 53 rd NAPCRG Annual Meeting

Category: Oral Presentation On Completed Research

Submission Id: 7355

Submission Title: Test

Instructions: Answer the questions below and then click on the Save and Continue button. Questions with a red asterisk MUST be answered or your submission will NOT be considered complete and, therefore, NOT considered for submission.

Notifications about whether or not your abstract has been accepted will be sent out in late June.

Purpose: Presentations in this category that are accepted will be grouped into sessions based on the selected Research Category (below). A limited number of high-impact, high-quality oral presentations will be selected for presentation in a special format as a "Distinguished Paper".

* Please briefly describe what is uniquely interesting or impactful about your study? (Character limit including spaces: 150)

Learning Objectives: Clear and understandable learning objectives are REQUIRED to qualify for Continuing Education (CE) credit. Your submission will be excluded from CE credit if these are not clear. Please list two learning objectives using these guidelines:

- Clearly describe what you want learners to take away and implement after the session in active, measurable terms (e.g. - define, interpret, explain, apply).
- Each objective must be specific, concise, and limited to one sentence.
- Example - "On completion of this session, participants should be able to identify and describe the three primary tenets of the Patient Self-Efficacy Model."

* First Objective: On completion of this session the participants should be able to... (Character limit including spaces: 300)

* Second Objective: On completion of this session the participants should be able to... (Character limit including spaces: 300)



THE LEARNING OBJECTIVES ARE VERY IMPORTANT FOR CREDIT QUALIFICATION

PAYMENT

After completing your submission form, you will be directed to a page for payment. Please enter your payment information then scroll down and click "Submit."

Submission Payment

Please enter all the information below to pay the \$25.00 submission fee. If you do not pay the submission fee your submission will not be reviewed. Visa, MasterCard and American Express are accepted.

Billing First Name

Billing Last Name

Billing Street Address

Billing City

Billing Zip Code


Credit Card Number

CONFIRMATION

You will know that your submission is considered for the Annual Meeting when it is marked as "True." If you see it marked as "False," there is a question that was left unanswered. You can go back and edit your questions until the deadline.

My Current Submissions

[View All My Submissions](#)

53rd NAPCRG Annual Meeting	
Submission ID: 7355 Title: Test Category: Oral Presentation On Completed Research Role(s): SUBMITTER	
Actions: View Update Participants Withdraw Edit	
Submission Completed: True	 Make sure this shows as "True"

ADDING CO-AUTHORS AND PRESENTERS





To add co-authors and presenters, you will first want to click on "Update Participants."

My Current Submissions

 [View All My Submissions](#)

53rd NAPCRG Annual Meeting

Submission ID: 7355
Title: Test
Category: Oral Presentation On Completed Research
Role(s): SUBMITTER

Actions:
 [View](#)  [Update Participants](#)  [Withdraw](#)  [Edit](#)

Submission Completed: True

To add co-authors, first click on "Update Participants"

Then copy the blue instructions and share them with your colleagues you want to add to the submission. They will be able to follow the instructions to add themselves as co-authors or presenters. If you are experiencing difficulties, please email question to conference@napcrg.org.

Update Participants

Conference: 53 rd NAPCRG Annual Meeting
Category: Oral Presentation On Completed Research
Submission Id: 7355
Submission Title: Test

Invite Co-Author(s) to Submission

Copy the text in the blue box and email it to the co-author(s) that you want to include on this submission. This text contains all required information needed for the invitees to join the submission.

Please follow the link <https://submit.napcrg.org/Presenter/AddParticipant?SubmissionId=7355> to add yourself to the 53 rd NAPCRG Annual Meeting submission "Test".

If you do not have an account you will need to create one by clicking "Create a New Account" on the login page. Once the account is created re-visit <https://submit.napcrg.org/Presenter/AddParticipant?SubmissionId=7355>

Once logged in you will be directed to select your role of "Co-Author" or "Lead Presenter" and complete a disclosure if it is not up to date.

Share this information in blue with your colleagues to have them add themselves to the submission.

COMPLETE YOUR DISCLOSURE IF NEEDED

Disclosure

Every presenter is required to fully disclose any relevant financial interest or other relationship with the commercial supporter(s) of this educational activity or with the manufacturer(s) of any commercial product(s) and/or providers of commercial services discussed in this educational activity including 1-year prior to and/or 1-year following conference presentation(s).

Every presenter is also required to fully disclose when an unlabeled use of a commercial product, or an investigational use not yet approved for any purpose, is discussed during an educational activity.

Disclosure of Financial Relationships

Part I: Check either A or B. You must check only one button. **Required ***

- A. Neither I nor my immediate family has a financial relationship or interest in any commercial interest producing, marketing, re-selling, or distributing health care goods or services consumed by, or used on, patients**
- B. I have or a member of my immediate family have a financial relationship or interest in any commercial interest producing, marketing, re-selling, or distributing health care goods or services consumed by, or used on, patients**

Part II: If you checked B above, please list all entities and nature of relationship with each, e.g., research grants, stock or bond holdings, employment, ownership or partnership, consulting fees, other remuneration (honoraria, travel expenses, etc)

Disclosure of Unlabeled/Investigational Uses of Products

Part III: Check either A or B. You must check only one button. **Required ***

- A. The content of my material(s)/presentation(s) in this CME activity WILL NOT include discussion of unapproved or investigational uses of products or devices.**
- B. The content of my material(s)/presentation(s) in this CME activity WILL include discussion of unapproved or investigational uses of products or devices as indicated below.**

Part IV: If you checked B above, please describe the unapproved or investigational uses of products or devices that you will discuss in your material(s)/presentation(s):

DISCLOSER PAGE, CONTINUED

Disclosure of Speakers' Bureau

Part V: Check either A or B. You must check only one button. **Required ***

- A. Neither I nor anyone in my immediate family is a member of a speakers' bureau for a proprietary entity producing health care goods or services.**
- B. I am or a member of my immediate family is a member of a speakers' bureau for a proprietary entity producing health care goods or services.**

Part VI: If you checked B above, please describe the involvement with the speaker's bureau. For example, did you or a member of your immediate family receive training, travel for this training, did the company provide audio visual material, did the company pay any expenses, did the company provide an honorarium, consulting fee, or any other type of compensation?

Acknowledgement

Part VII: I have read the policy on full disclosure. If I have indicated a financial relationship or interest, I understand that this information will be reviewed to determine whether a conflict of interest may exist, and I may be asked to provide additional information. I understand that failure or refusal to disclose, false disclosure, or inability to resolve conflicts of interest will require us to identify a replacement.

Type your full name in the space below to acknowledge that you will comply with our disclosure policy.

SAVE

CANCEL